

produktový katalog hotelového vybavení



hotel equipment product catalog



alda@alda.cz



+420 325 531 625



+420 734 505 528  
+420 734 613 457



www.alda.cz



Oskořínská 162  
289 31 Chleby



50°13'31"N  
15°5'12"E



07713606



CZ07713606

# ALDA hotel equipment



# Hotel equipment

ALDA hotel equipment a.s. is a traditional Czech company with more than 20 years of history, tradition and experience in the Czech and Slovak markets and other foreign markets. We supply hotel cosmetics and hotel equipment to thousands of hotels, guesthouses, spas, apartments and other accommodation facilities. During this time we have gained tens of thousands of satisfied customers. The company philosophy is to offer high quality products at reasonable price ranges, with unique and unmistakable designs and superior service and facilities. Our own production is realized through the most modern technologies and manufacturing processes. We offer a very wide portfolio of products in the hotel equipment range. We offer thousands of products to furnish your rooms, bathrooms, toilets, receptions, conferences, meeting rooms and other areas. You can also find our complete range of products at [www.alda.cz](http://www.alda.cz).



|  |    |
|--|----|
| Minibars                                     | 6  |
| Safes  | 8  |
| Electric kettles, sets and coffee makers     | 10 |
| Luggage racks                                | 14 |
| Extra beds, cot                              | 18 |
| Ironing centers                              | 20 |
| Hangers                                      | 22 |
| Room bins                                    | 24 |
| Trolleys                                     | 28 |
| Pillows and blankets                         | 30 |
| Hotel mattresses, toppers and protectors     | 32 |
| Bed sets and sheets                          | 34 |
| Towels, bath towels, bath mats and bathrobes | 36 |
| Hotel hairdryers                             | 38 |
| Waste bins for bathrooms and toilets         | 40 |
| Outdoor and indoor waste bins                | 44 |
| Luggage trolleys                             | 46 |
| Standing barriers                            | 48 |
| Shoe cleaners                                | 50 |
| Electric dryers                              | 52 |
| Bathroom accessories                         | 56 |
| Sales representation                         | 62 |

## Content

# Minibars



Minibars have been part of the hotel room for many years. They are a standard accessory to your hotel room, ensuring that your guests always have a chilled snack on hand at every moment of their stay.

Our range includes the latest types of thermoelectric minibars, which have very low power consumption compared to the previously commonly used absorption minibars.

Minibars can be built into cabinets so that they are not visible and do not take up space within the room, or they can be placed in the room in such a place that their appearance makes the room more special. The ALDA BC30 RETRO minibars in particular are very well-designed and will dominate any room.



**HZBC30TEM Minibar ALDA BC30**  
 Colour black  
 Dimensions (h × w × d) 485 × 400 × 425 mm  
 Volume / weight 30 l / 12 kg  
 Consumption 0,205 kW/24 hrs.



**HZBC30RETRE Minibar ALDA BC30 RETRO**  
 Colour red  
 Dimensions (h × w × d) 530 × 406 × 422 mm  
 Volume / weight 30 l / 12 kg  
 Consumption 0,205 kW/24 hrs.



**HZBC30GTEM Minibar ALDA BC30G, glass door**  
 Colour silver  
 Dimensions (h × w × d) 485 × 400 × 425 mm  
 Volume / weight 30 l / 12 kg  
 Consumption 0,288 kW/24 hrs.



**HZBC40TEM Minibar ALDA BC40**  
 Colour black  
 Dimensions (h × w × d) 543 × 435 × 450 mm  
 Volume / weight 40 l / 14 kg  
 Consumption 0,208 kW/24 hrs.



**HZBC30RETBL Minibar ALDA BC30 RETRO**  
 Colour black  
 Dimensions (h × w × d) 530 × 406 × 422 mm  
 Volume / weight 30 l / 12 kg  
 Consumption 0,205 kW/24 hrs.



**HZBC30GTEM-BL Minibar ALDA BC30G, glass door**  
 Colour black  
 Dimensions (h × w × d) 485 × 400 × 425 mm  
 Volume / weight 30 l / 12 kg  
 Consumption 0,288 kW/24 hrs.

# Safes



If you're looking for the perfect solution to protect your guests' valuables, then you've just found it. ALDA safes offer hotel guests the right amount of protection, security and safety.

The safes feature, among other things, electronic dial codes with LED display and can be anchored/secured in the bottom (4 holes) or back (2 holes) of the safe. The safes are powered by 4 AA batteries (very low consumption).

In addition to the ALDA DIGI Basic safe, all safes can accommodate a laptop up to 15.6" (depending on the type of safe).



VCD2035 **Digital Safe ALDA DIGI Basic**  
 Dimensions (h × w × d) 200 × 350 × 200 mm  
 Weight 7,10 kg  
 Colour dark grey



VGR2043LN **Digital Safe ALDA DIGI Laptop**  
 Dimensions (h × w × d) 200 × 435 × 385 mm  
 Weight 9,80 kg  
 Colour dark grey



VVD2043 **Digital Safe ALDA DIGI Plus**  
 Dimensions (h × w × d) 200 × 435 × 365 mm  
 Weight 12,60 kg  
 Colour dark grey



VVD1240 **Digital Safe ALDA DIGI Wing**  
 Dimensions (h × w × d) 127 × 400 × 350 mm  
 Weight 11,00 kg  
 Colour dark grey

# Electric kettles, sets and coffee makers



A wide selection of kettles and sets, from which even the most demanding of you will surely choose. The range includes a wide variety of colours, volumes, designs and materials. The kettle sets are very stylish, modern, practical and include removable drip trays for easy cleanliness and easy cleaning.

The range is also complemented by the very elegant, practical and high quality ALDA capsule coffee machines, which are designed for those who want to enjoy delicious coffee but do not want to deal with the often demanding operation and maintenance of manual lever coffee machines. The machine uses Nespresso capsules, which can be used to create a taste-perfect espresso and lungo using a 19-bar pump. Coffee preparation is very simple and quick, making it perfect for hotel rooms, apartments or even your home. If you want to make your guests' stay in your establishments more enjoyable, then the ALDA coffee machine is the ideal tool.



HOH1263 **Kettle ALDA Mini Inox**  
Dimensions (h × w × l) 170 × 190 × 118 mm  
Volume 0,6 l  
Power 1.000 up to 1.200 W



HOH1268 **Kettle ALDA Mini Inox Black**  
Dimensions (h × w × l) 185 × 190 × 120 mm  
Volume 0,8 l  
Power 1.000 up to 1.200 W



HOH1268W **Kettle ALDA Mini Inox White**  
Dimensions (h × w × l) 185 × 190 × 120 mm  
Volume 0,8 l  
Power 1.000 up to 1.200 W



HOH1202 **Kettle ALDA Prime Chrome**  
Dimensions (h × w × l) 215 × 205 × 135 mm  
Volume 1,2 l  
Power 1.350 up to 1.600 W



HOH2002 **Kettle ALDA Prime Black**  
Dimensions (h × w × l) 215 × 205 × 135 mm  
Volume 1,2 l  
Power 1.350 up to 1.600 W



HOH1208 **Kettle ALDA Elegant Matt**  
Dimensions (h × w × l) 210 × 190 × 150 mm  
Volume 0,8 l  
Power 800 up to 1.000 W



HOK81 **Kettle ALDA Premium Black**  
Dimensions (h × w × l) 205 × 165 × 145 mm  
Volume 0,8 l  
Power 1.000 up to 1.200 W



**HOM-H1263 Hospitality tray ALDA Drawer Mini**  
 Tray dimensions (h × w × l) 75 × 180 × 260 mm  
 Volume 0.6 l  
 Power 1.000 up to 1.200 W



**HOM-H1268 Hospitality tray ALDA Drawer Mini Black**  
 Tray dimensions (h × w × l) 75 × 180 × 260 mm  
 Volume 0.8 l  
 Power 1.000 up to 1.200 W



**HOM-H1268W Hospitality tray ALDA Drawer Mini White**  
 Tray dimensions (h × w × l) 75 × 180 × 260 mm  
 Volume 0.8 l  
 Power 1.000 up to 1.200 W



**HOG-H1208 Hospitality tray ALDA Elegant Long Inox**  
 Tray dimensions (h × w × l) 32 × 225 × 445 mm  
 Volume 0.8 l  
 Power 800 up to 1.000 W



**HOI-H1208 Hospitality tray ALDA Elegant Inox**  
 Tray dimensions (h × w × l) 35 × 240 × 360 mm  
 Volume 0.8 l  
 Power 800 up to 1.000 W



**HULZP5005A-C Capsule coffee maker ALDA, cream**  
 Dimensions (h × w × d) 220 × 110 × 345 mm  
 Power 1.400 W  
 Pressure 19 bars



**HOI-H1202 Hospitality tray ALDA Prime Chrome**  
 Tray dimensions (h × w × l) 35 × 240 × 360 mm  
 Volume 1.2 l  
 Power 1.350 up to 1.600 W



**HOI-H2002 Hospitality tray ALDA Prime Black**  
 Tray dimensions (h × w × l) 35 × 240 × 360 mm  
 Volume 1.2 l  
 Power 1.350 up to 1.600 W



**HOP-K81 Hospitality tray ALDA Premium Black**  
 Tray dimensions (h × w × l) 50 × 204 × 350 mm  
 Volume 0.8 l  
 Power 1.000 up to 1.200 W



**CB5421 Hospitality tray Corby, black**  
 Tray dimensions (h × w × l) 40 × 200 × 460 mm  
 Volume 1.0 l  
 Power 1.250 up to 1.500 W



**CB5421DW Hospitality tray Corby, dark wood**  
 Tray dimensions (h × w × l) 40 × 200 × 460 mm  
 Volume 1.0 l  
 Power 1.250 up to 1.500 W



**HULZP5005A-B Capsule coffee maker ALDA, black**  
 Dimensions (h × w × d) 220 × 110 × 345 mm  
 Power 1.400 W  
 Pressure 19 bars

# Luggage racks



Luggage racks are classic and great helpers in any hotel room. They save space, they help, they make things easier, they protect.

In our offer you can find both luggage racks made of natural wood, which are very original, have a beautiful look of natural wood and contain 4 straps in black, which ensure sufficient load-bearing capacity of the rack, as well as luggage racks in metal, which are characterized by a modern look and solid construction.

The luggage racks with a backrest ensure that the luggage is protected against falling.



**DMKFWN Luggage rack WOOD without back support**  
 Colour natural  
 Material wood (beech)  
 Dimensions (h × w × d) 475 × 600 × 415 mm  
 Load capacity 30 kg



**DMKFWPN Luggage rack WOOD PLUS with back support**  
 Colour natural  
 Material wood (beech)  
 Dimensions (h × w × d) 575 × 600 × 465 mm  
 Load capacity 30 kg



**DMKFWW Luggage rack WOOD without back support**  
 Colour walnut  
 Material wood (beech)  
 Dimensions (h × w × d) 475 × 600 × 415 mm  
 Load capacity 30 kg



**DMKFWPW Luggage rack WOOD PLUS with back support**  
 Colour walnut  
 Material wood (beech)  
 Dimensions (h × w × d) 575 × 600 × 465 mm  
 Load capacity 30 kg



**DMKFWBL Luggage rack WOOD without back support**  
 Colour black  
 Material wood (beech)  
 Dimensions (h × w × d) 475 × 600 × 415 mm  
 Load capacity 30 kg



**DMKFWPBL Luggage rack WOOD PLUS with back support**  
 Colour black  
 Material wood (beech)  
 Dimensions (h × w × d) 575 × 600 × 465 mm  
 Load capacity 30 kg



# ALDA hotel cosmetics lines



**KGRK801E Luggage rack STEEL without back support**  
 Colour silver (shiny stainless steel)  
 Material stainless steel  
 Dimensions (h x w x d) 520 x 600 x 420 mm  
 Load capacity 25 kg

**KGRK801E-BL Luggage rack STEEL without back support**  
 Colour black  
 Material steel  
 Dimensions (h x w x d) 520 x 600 x 420 mm  
 Load capacity 25 kg

**KGRK801Ett Luggage rack STEEL without back support**  
 Colour gold  
 Material steel  
 Dimensions (h x w x d) 520 x 600 x 420 mm  
 Load capacity 25 kg



with Argan Oil



Nature Philosophy

essence

Ella Delannoy

Memory of Provence

**KGRK801A Luggage rack STEEL PLUS with back support**  
 Colour silver (shiny stainless steel)  
 Material stainless steel  
 Dimensions (h x w x d) 700 x 550 x 500 mm  
 Load capacity 25 kg

**KGRK801A-BL Luggage rack STEEL PLUS with back support**  
 Colour black  
 Material steel  
 Dimensions (h x w x d) 700 x 550 x 500 mm  
 Load capacity 25 kg

**KGRK801C Luggage rack STEEL PLUS with back support**  
 Colour silver (shiny stainless steel)  
 Material stainless steel  
 Dimensions (h x w x d) 720 x 600 x 510 mm  
 Load capacity 25 kg

simpleandpure collection

four elements<sup>4</sup>



# Extra beds, cot



Great and economical helpers for expanding the bed capacity in your accommodation are hotel extra beds.

We offer both foldable and stackable extra beds with different types and heights of mattresses (PUR foam, spring). ALDA BEST and CLASSIC beds also include a wooden headboard. The load capacity of the extra beds is 100 kg. The beds are of high quality and have a long service life. For easy handling and repositioning, the extra beds are equipped with transport wheels.

And we do not forget about our little ones. The LUCA folding cot ensures safe and comfortable sleeping for all children (up to 25 kg).



FHGJ2108A **Folding extra bed ALDA CLASSIC**  
 Mattress dimensions (h × w × l) 100 × 900 × 1.900 mm  
 Mattress PUR foam  
 Load capacity 100 kg  
 Foldable yes



FB0355547 **Stackable extra bed**  
 Mattress dimensions (h × w × l) 150 × 800 × 1.900 mm  
 Mattress spring  
 Load capacity 100 kg  
 Foldable no



FHGJ2100A **Folding extra bed ALDA BEST**  
 Mattress dimensions (h × w × l) 150 × 900 × 1.900 mm  
 Mattress spring  
 Load capacity 100 kg  
 Foldable yes



FB0334199 **Child bed LUCA**  
 Mattress dimensions (h × w × l) 50 × 600 × 1.200 mm  
 Mattress foam  
 Load capacity 25 kg  
 Foldable yes

# Ironing centers



Wrinkled clothes are a common problem for all travellers. Ironing centers can be a great help when you want to stay stylish and travel across the world.

Ironing centers are easy to place or store either at the front desk where your guests can borrow them, or they can find their place right in the room. They're very portable and take up almost no space. The ironing sets are cleverly designed and manufactured so that they can be hung in a cupboard or on the wall.

The sets are available with a steam or dry iron. You can also choose from two ironing board cover colours, silver or black.



Ironing centers



Ironing boards



Irons



Accessories

# Hangers



Practical wardrobe hangers help every guest keep their clothes wrinkle-free yet neatly stored. Make the most of your wardrobe space.

We offer 8 wooden clothes hangers that will take care of your guests' clothes in the easiest and most practical way. We offer 4 types of hangers, in two colours, namely light or dark shade of natural wood. You can hang the hangers on a hook or secure them from being stolen with a ring strung on a clothes rail. Some hangers also include clips for hanging pants. Of course, all hangers have notches for hanging skirts.

All our hangers are of high quality and are adapted to the use and load in very heavy-duty operations.



**RIFWD1007N** **Wooden coat hanger BASIC with trouser bar and hook**  
 Colour light wood  
 Material wood  
 Hanger width 440 mm



**RIFWD1007SN** **Wooden coat hanger BASIC with trousers bar and ring**  
 Colour light wood  
 Material wood  
 Hanger width 440 mm



**RIFWD1104N** **Wooden coat hanger BASIC with trouser clips and hook**  
 Colour light wood  
 Material wood  
 Hanger width 440 mm



**RIFWD1007A** **Wooden coat hanger BASIC with trouser bar and hook**  
 Colour dark wood  
 Material wood  
 Hanger width 440 mm



**RIFWD1007SA** **Wooden coat hanger BASIC with trousers bar and ring**  
 Colour dark wood  
 Material wood  
 Hanger width 440 mm



**RIFWD1104A** **Wooden coat hanger BASIC with trouser clips and hook**  
 Colour dark wood  
 Material wood  
 Hanger width 440 mm



**RIFWD1104SN** **Wooden coat hanger BASIC with clips and ring**  
 Colour light wood  
 Material wood  
 Hanger width 440 mm



**RIFWD1104SA** **Wooden coat hanger BASIC with clips and ring**  
 Colour dark wood  
 Material wood  
 Hanger width 440 mm

# Room bins



A traditional and essential piece of equipment in every hotel room is a waste bin. In the wide range of waste bins you will find bins of different shapes (round, oval, square), volumes (from 6 l to 18 l), different finishes and colours.

Our range also includes bins for sorted waste, bins with lids or fire retardant bins to minimise the risk of waste burning.

All bins are of high quality design and made from quality materials.



**KGDB736Ass-03** Double layer room waste bin, round, brushed stainless steel  
 Dimensions (h × w × d) 270 × 225 × 225 mm  
 Volume 8 l  
 Material stainless steel  
 Bin type open



**KGDB736A-22BL** Double layer room waste bin, round, black leatherette/black welt  
 Dimensions (h × w × d) 270 × 225 × 225 mm  
 Volume 8 l  
 Material steel / plastic  
 Bin type open



**KGDB736A-22t** Double layer room waste bin, round, black leatherette/gold welt  
 Dimensions (h × w × d) 270 × 225 × 225 mm  
 Volume 8 l  
 Material steel / plastic  
 Bin type open



**KGDB736A-22** Double layer room waste bin, round, black leatherette  
 Dimensions (h × w × d) 270 × 225 × 225 mm  
 Volume 8 l  
 Material steel / plastic  
 Bin type open



**UMHM9038-6LsN** Double layer room waste bin, round, brushed stainless steel  
 Dimensions (h × w × d) 290 × 205 × 205 mm  
 Volume 6 l  
 Material steel / plastic  
 Bin type open



**UMHM9038-6Lg** Double layer room waste bin, round, gold  
 Dimensions (h × w × d) 290 × 205 × 205 mm  
 Volume 6 l  
 Material steel / plastic  
 Bin type open



**UMHM9038-6LbI** Double layer room waste bin, round, anthracite  
 Dimensions (h × w × d) 290 × 205 × 205 mm  
 Volume 6 l  
 Material steel / plastic  
 Bin type open



**UMHM9038-6Lrg** Double layer room waste bin, round, pink-gold  
 Dimensions (h × w × d) 290 × 205 × 205 mm  
 Volume 6 l  
 Material steel / plastic  
 Bin type open



**UMHM9038C-6LsN** Double layer room waste bin, round, with cover, brushed stainless steel  
 Dimensions (h × w × d) 290 × 205 × 205 mm  
 Volume 6 l  
 Material steel / plastic  
 Bin type with lid



**KGDB735BA Room waste bin, round, with cover, anthracite**

Dimensions (h × w × d) 300 × 200 × 200 mm  
Volume 8 l  
Material steel  
Bin type with lid



**UMHM9033B-ss Double layer room waste bin, round, brushed stainless steel**

Dimensions (h × w × d) 320 × 230 × 230 mm  
Volume 8 l  
Material stainless steel  
Bin type open



**UMHM9033B-bl Double layer room waste bin, round, anthracite**

Dimensions (h × w × d) 320 × 230 × 230 mm  
Volume 8 l  
Material stainless steel  
Bin type open



**KGDB736Bss-03 Double layer room waste bin, oval, brushed stainless steel**

Dimensions (h × w × d) 270 × 190 × 260 mm  
Volume 8 l  
Material steel  
Bin type open



**KGDB757-20 Room waste bin, oval, plastic, beige leatherette**

Dimensions (h × w × d) 305 × 190 × 270 mm  
Volume 10 l  
Material plastic  
Bin type open



**KGDB757-22 Room waste bin, oval, plastic, black leatherette**

Dimensions (h × w × d) 305 × 190 × 270 mm  
Volume 10 l  
Material plastic  
Bin type open



**ALF606A Room waste bin, round, black**

Dimensions (h × w × d) 300 × 200 × 200 mm  
Volume 9 l  
Material steel  
Bin type open



**KGDB734BDB Room waste bin, round, brown leatherette**

Dimensions (h × w × d) 300 × 200 × 200 mm  
Volume 8 l  
Material stainless steel / leatherine  
Bin type open



**KGDB760A Room wire waste bin, round, black**

Dimensions (h × w × d) 340 × 300 × 300 mm  
Volume 18 l  
Material steel  
Bin type open



**UMHM9036B Room double layer square bin for sorting waste, stainless steel**

Dimensions (h × w × d) 335 × 194 × 270 mm  
Volume 10 l (5 l + 5 l)  
Material stainless steel / plastic  
Bin type open



**UMHM9036-6Lss Room double layer square bin, brushed stainless steel**

Dimensions (h × w × d) 300 × 162 × 225 mm  
Volume 6 l  
Material stainless steel / plastic  
Bin type open



**UMHM9036-6Lgg Room double layer square bin, gold**

Dimensions (h × w × d) 300 × 162 × 225 mm  
Volume 6 l  
Material stainless steel / plastic  
Bin type open



**UMHM94178C Room waste bin, round, stainless steel**

Dimensions (h × w × d) 300 × 220 × 220 mm  
Volume 9 l  
Material stainless steel  
Bin type open



**KGDB736B-22 Double layer room waste bin, oval, black leatherette/stainless steel welt**

Dimensions (h × w × d) 270 × 190 × 260 mm  
Volume 8 l  
Material stainless steel / leatherine  
Bin type open



**KGDB736B-22t Double layer room waste bin, oval, black leatherette/gold welt**

Dimensions (h × w × d) 270 × 190 × 260 mm  
Volume 8 l  
Material stainless steel / leatherine  
Bin type open



**UMHM9036-6Lbl Room double layer square bin, anthracite**

Dimensions (h × w × d) 300 × 162 × 225 mm  
Volume 6 l  
Material stainless steel / plastic  
Bin type open

# Trolleys



Quality and fast service will certainly contribute to the satisfaction of hotel guests. Guests do not want to be disturbed often and want their room to be available and tidy at all times. To make room service, cleaning and preparation easier and quicker, it is advisable to use maid trolleys, which can be used to transport everything at once and avoid delays and unnecessary time loss.

You can place everything you need on the trolley and simply and quickly ensure that the rooms are ready for further use in a very short time.

In addition to maid trolleys, you will also find mini bar trolleys, room serving trolleys and laundry trolleys.



**KGHC342N Housekeeping trolley with cover and bag**  
 Dimensions (h × w × l) 1.000 × 550 × 1.240 mm  
 Weight 21 kg  
 Wheels 2 pcs swivel / 2 pcs fixed  
 Number of bags / bag volume 1 / 80 l  
 Number of shelves 3



**KGHC341N Housekeeping trolley**  
 Dimensions (h × w × l) 1.230 × 580 × 1.560 mm  
 Weight 53 kg  
 Wheels 2 pcs swivel / 2 pcs fixed  
 Number of bags / bag volume 2 / 85 l  
 Number of shelves 3



**KGHC341N-D Housekeeping trolley with door**  
 Dimensions (h × w × l) 1.230 × 580 × 1.560 mm  
 Weight 54 kg  
 Wheels 2 pcs swivel / 2 pcs fixed  
 Number of bags / bag volume 2 / 85 l  
 Number of shelves 2



**UMH321 Housekeeping trolley**  
 Dimensions (h × w × l) 1.200 × 520 × 1.150 mm  
 Weight 45 kg  
 Wheels 2 pcs swivel / 2 pcs fixed  
 Number of bags / bag volume 1 / 120 l  
 Number of shelves 3



**UMH311D Housekeeping trolley**  
 Dimensions (h × w × l) 1.210 × 540 × 1.440 mm  
 Weight 55 kg  
 Wheels 2 pcs swivel / 2 pcs fixed  
 Number of bags / bag volume 2 / 100 l  
 Number of shelves 3



**UMH311DL Housekeeping trolley**  
 Dimensions (h × w × l) 1.300 × 580 × 1.600 mm  
 Weight 60 kg  
 Wheels 2 pcs swivel / 2 pcs fixed  
 Number of bags / bag volume 2 / 130 l  
 Number of shelves 3



**UMH311D-B Minibars trolley without door**  
 Dimensions (h × w × l) 1.210 × 540 × 1.000 mm  
 Weight 45 kg  
 Wheels 2 pcs swivel / 2 pcs fixed  
 Number of shelves 3



**KGST590 Room service trolley**  
 Dimensions (h × w × l) 880 × 550 × 750 mm  
 Weight 15 kg  
 Wheels 4 swivel (2 with brake)  
 Number of shelves 3



**UMHM7341 Laundry cart with black bag**  
 Dimensions (h × w × l) 1.020 × 480 × 810 mm  
 Weight 8 kg  
 Wheels 4 swivel (2 with brake)  
 Number of bags / bag volume 1 / 250 l

# Pillows and blankets



It is the goal and aspiration of every accommodation operator to make the hotel guest feel at home or even better. A hotel guest wants to be pampered and to feel being cared for. Pillows and duvets will certainly contribute to this perfect care, as they, along with the bed mattress, are very important contributors to a good night's sleep.

Our pillows and duvets are made of high quality materials and are very comfortable and pleasant to use. The pillows and blankets are made in the Czech Republic, are suitable for allergy sufferers and are available in two versions - Classic and Super.

In case you do not choose from our standard range of sizes and filling weights, pillows and blankets can be custom-made, based on your requirements.



BRPO **Pillow SUPER**  
 Material 100 % PES, brushed microfiber  
 Filling type siliconized balls - hollow fiber  
 Washing we recommend 60°C (max. 95°C)  
 Spinning 800-900 revolutions  
 Non-allergenic yes

Article number **BRPO4560250S**  
 Amount of filling 300 g  
 Dimensions (h × w) 45 × 60 cm

Article number **BRPO5070450S**  
 Amount of filling 400 g  
 Dimensions (h × w) 50 × 70 cm

Article number **BRPO6080550S**  
 Amount of filling 550 g  
 Dimensions (h × w) 60 × 80 cm

Article number **BRPO70901100S**  
 Amount of filling 1.100 g  
 Dimensions (h × w) 70 × 90 cm



BRPO4040170S **Pillow SUPER**  
 Material 100 % PES, brushed microfiber  
 Filling type siliconized balls - hollow fiber  
 Washing we recommend 60°C (max. 95°C)  
 Spinning 800-900 revolutions  
 Non-allergenic yes  
 Amount of filling 300 g  
 Dimensions (h × w) 40 × 40 cm



BRPRK **Duvet KLASIK**  
 Material 100 % PES, brushed microfiber  
 Washing we recommend 60°C (max. 95°C)  
 Spinning 800-900 revolutions  
 Non-allergenic yes

Article number **BRPR140200850K**  
 Amount of filling 850 g  
 Dimensions (w × h) 140 × 200 cm

Article number **BRPR140210880K**  
 Amount of filling 880 g  
 Dimensions (w × h) 140 × 210 cm

Article number **BRPR2002001200K**  
 Amount of filling 1.200 g  
 Dimensions (w × h) 200 × 200 cm



BRPRS **Duvet SUPER**  
 Material 100 % PES, brushed microfiber  
 Washing we recommend 60°C (max. 95°C)  
 Spinning 800-900 revolutions  
 Non-allergenic yes

Article number **BRPR1402001300S**  
 Amount of filling 1.300 g  
 Dimensions (w × h) 140 × 200 cm

Article number **BRPR1402101320S**  
 Amount of filling 1.320 g  
 Dimensions (w × h) 140 × 210 cm

Article number **BRPR2002001800S**  
 Amount of filling 1.800 g  
 Dimensions (w × h) 200 × 200 cm

If you are interested, we can make pillows and blankets to your specifications.



# Hotel mattresses, toppers and protectors



Every hotel guest wants to feel that they are receiving the utmost care. Getting a good night's sleep during their stay will certainly help to achieve this feeling. In our offer you will find 4 types of mattresses of different sizes, heights and designs (spring and foam), which will certainly help to achieve a good night's sleep. In case you do not choose from our standard range of sizes, we can custom make a mattress to your requirements.

You can use our mattress toppers to increase the comfort of your beds while protecting your mattresses against soiling. They can also serve on their own as a massage, relaxation or exercise mat.

Mattress protectors can be used to protect beds against mattress contamination and to extend the life of the mattress. If you don't choose from our standard range of sizes, we can custom make mattress protectors to your requirements.



**BONELLR Hotel mattress BONELL Relax**  
 Mattress type: spring  
 Mattress core: Bonnell springs  
 Hardness: 7/10  
 Load capacity: 130 kg  
 Mattress cover: Relaxtic - removable and washable



**POCKETR Hotel mattress POCKET Relax**  
 Mattress type: spring  
 Mattress core: bag core with barrel springs  
 Hardness: 8/10  
 Load capacity: 135 kg  
 Mattress cover: Relaxtic - removable and washable



**FLEXIHR Hotel mattress FLEXI Hard Relax**  
 Mattress type: foam  
 Mattress core: cold foam with aeration  
 Hardness: 8/10  
 Load capacity: 130 kg  
 Mattress cover: Relaxtic - removable and washable



**TOPFL Topper FLEXI**  
 Material: Flexifoam memory foam  
 Stiffness: upper medium  
 Washing: up to 60°C



**TOPVVS Topper VISCO**  
 Material: memory foam  
 Stiffness: medium  
 Washing: up to 60°C



**BRCH Mattress protector SUPER**  
 Cover: 100% PES (microfibre)  
 Filling type: fleece - hollow fiber  
 Washing: we recommend 60°C (max. 95°C)  
 Non-allergenic: yes

We can produce mattresses and mattress protectors in dimensions according to your requirements.

# Bed sets and sheets



High quality material and high quality finishing - this is what distinguishes our bedding sets and sheets produced in the Czech Republic. There is a very wide range of bedding sets, pillowcases and duvets, as well as sheets. There is a very extensive range of different sizes in the product portfolio, and if you still cannot choose from them, we can make bedding sets and sheets to your specifications as you wish. SOLITUD material is made of 100% cotton and is offered as standard with 2mm, 4mm, 8mm or 20mm strips.


The high quality of our products ensures a long service life, even in the very demanding conditions found in accommodation facilities.



**CALSSOLPLUS Bedding set SOLITUD PLUS**  
 Colour white  
 Material 80% cotton and 20% polyester  
 Grammage 140 g/m<sup>2</sup>  
 Pattern stripe 4 mm  
 Pillow size (w × l) 70 × 90 cm  
 Quilt size (w × l) 140 × 200 cm



**CALSSOL Bedding set SOLITUD**  
 Colour white  
 Material 100% cotton  
 Grammage 150 g/m<sup>2</sup>  
 Pattern smooth, stripe - 2 mm, 4 mm, 8 mm & 20 mm  
 Pillow size (w × l) 70 × 90 cm  
 Quilt size (w × l) 140 × 200 cm




**CAPOSO Pillow slip SOLITUD**  
 Colour white  
 Material 100% cotton  
 Grammage 150 g/m<sup>2</sup>  
 Pattern smooth, stripe - 2 mm, 4 mm, 8 mm & 20 mm




**CAPROSO Bed sheet SOLITUD**  
 Colour white  
 Material 100% cotton  
 Grammage 150 g/m<sup>2</sup>  
 Surface satin finish



**CAPR Bed sheet DOMESTIC**  
 Colour white  
 Material 100% cotton  
 Grammage 140 g/m<sup>2</sup>



**CAPRISO Duvet slip SOLITUD**  
 Colour white  
 Material 100% cotton  
 Grammage 150 g/m<sup>2</sup>  
 Pattern smooth, stripe - 2 mm, 4 mm, 8 mm & 20 mm



**CAPROSOg Bed sheet SOLITUD with rubber**  
 Colour white  
 Material 100% cotton  
 Grammage 150 g/m<sup>2</sup>  
 Surface satin finish

In case of your interest, we can make you a sheet, pillowcase or blanket according to your requirements.

# Towels, bath towels, bath mats and bathrobes



Towels and bath towels are an integral part of every hotel bathroom, which are complemented by bath mats where appropriate for the comfort and safety of the hotel guests. All products offered are made of 100% cotton.

Bathrobes are also great additions to any hotel room and are available in both children's and classic adult sizes. The bathrobes are made of very high quality and very pleasant materials, which will ensure that each of their users will be in great comfort and feel pampered.

For a complete range of our products, please visit [www.alda.cz](http://www.alda.cz)



**BLK Towel ALDA KLASIK**  
 Colour white  
 Material 100% cotton  
 Grammage 480 g/m<sup>2</sup>  
 Design smooth without pattern  
 Dimensions (w × l) 30 × 30 cm & 50 × 100 cm



**BL70140K Bath towel ALDA KLASIK**  
 Colour white  
 Material 100% cotton  
 Grammage 480 g/m<sup>2</sup>  
 Design smooth without pattern  
 Dimensions (w × l) 70 × 140 cm



**BL5070K Bath mat ALDA KLASIK**  
 Colour white  
 Material 100% cotton  
 Grammage 700 g/m<sup>2</sup>  
 Design smooth without pattern  
 Dimensions (w × l) 50 × 70 cm



**BL50100S Towel ALDA SUPER**  
 Colour white  
 Material 100% cotton  
 Grammage 550 g/m<sup>2</sup>  
 Design chessboard pattern  
 Dimensions (w × l) 50 × 100 cm



**BL70140S Bath towel ALDA SUPER**  
 Colour white  
 Material 100% cotton  
 Grammage 550 g/m<sup>2</sup>  
 Design chessboard pattern  
 Dimensions (w × l) 70 × 140 cm



**BL5070S Bath mat ALDA SUPER**  
 Colour white  
 Material 100% cotton  
 Grammage 750 g/m<sup>2</sup>  
 Design chessboard pattern  
 Dimensions (w × l) 50 × 70 cm



**BLBRK Bathrobe ForKids**  
 Colour white  
 Material 100% cotton  
 Grammage 420 g/m<sup>2</sup>  
 Cut shawl collar/hood  
 Size 5-8 years, 9-12 years



**BLBRS Bathrobe ALDA PARADISE**  
 Colour white  
 Material 100% cotton  
 Grammage 420 g/m<sup>2</sup>  
 Cut shawl collar  
 Size L, XL

# Hotel hairdryers



Hotel hairdryers have become a standard part of every bathroom. They are especially appreciated by ladies, for whom a hairdryer is an integral part of their daily needs.

There are hairdryers in different colours (white, black, silver), different power settings (200 - 1,800 W), different designs (stand-alone or wall-mounted) and different functionalities (adjustable power, shaving stand, connection to a fixed power supply, etc.).

All hairdryers are made of high quality materials and in a quality design to withstand the harsh conditions of hotel bathrooms.



**HU67220 Hairdryer ALDA COMPACT, white**  
 Power 540 / 1.200 W  
 Weight 0,70 kg  
 Cable length 150 cm  
 Dimensions (h × w × d) 195 × 85 × 150 mm



**HURCY-67588 Hairdryer ALDA HOTEL PRO, white**  
 Power 200 / 900 / 1.800 W  
 Weight 0,78 kg  
 Cable length 150 cm  
 Dimensions (h × w × d) 180 × 115 × 147 mm



**HU67430W Hairdryer ALDA SHAVER, white**  
 Power 200 / 700 / 1.400 W  
 Weight 1,30 kg  
 Cable length 150 cm  
 Dimensions (h × w × d) 215 × 110 × 260 mm



**HU67430S Hairdryer ALDA SHAVER, silver**  
 Power 200 / 700 / 1.400 W  
 Weight 1,30 kg  
 Cable length 150 cm  
 Dimensions (h × w × d) 215 × 110 × 260 mm



**HUC183B Hairdryer ALDA SPACE, black**  
 Power 1.600 / 1.800 W  
 Weight 0,62 kg  
 Cable length 150 cm  
 Dimensions (h × w × d) 265 × 70 × 185 mm



**HURCY-67588DW Hairdryer ALDA VISION, white**  
 Power 200 / 900 / 1.800 W  
 Weight 1,30 kg  
 Cable length 150 cm  
 Dimensions (h × w × d) 235 × 115 × 265 mm



**HURCY-67588DS Hairdryer ALDA VISION, silver**  
 Power 200 / 900 / 1.800 W  
 Weight 1,30 kg  
 Cable length 150 cm  
 Dimensions (h × w × d) 235 × 115 × 265 mm



**HURCY-67588DB Hairdryer ALDA VISION, black**  
 Power 200 / 900 / 1.800 W  
 Weight 1,30 kg  
 Cable length 150 cm  
 Dimensions (h × w × d) 235 × 115 × 265 mm



**HURCY-67588DSF Hairdryer ALDA VISION, separate, silver**  
 Power 200 / 900 / 1.800 W  
 Weight 0,53 kg  
 Cable length 150 cm  
 Dimensions (h × w × d) 235 × 70 × 165 mm

# Waste bins for bathrooms and toilets



A large amount of waste is produced daily in every bathroom and toilet. In order to keep the environment clean, tidy and odour-free, waste bins are an essential equipment.

Waste bins are available in different types, materials, sizes, colours and finishes. Choose bins according to your specific needs and requirements. The range is wide, so it is easy to find a bin that will suit and serve you in every way.



**ALF610 Pedal bin**  
Colour stainless steel  
Bin volume 3 l  
Dimensions (h × w × d) 250 × 170 × 170 mm



**BM104315025 Pedal bin**  
Colour matt stainless steel  
Bin volume 3 l  
Dimensions (h × w × d) 255 × 170 × 170 mm



**ALF610A Pedal bin**  
Colour black  
Bin volume 3 l  
Dimensions (h × w × d) 250 × 170 × 170 mm



**BM104315023 Pedal bin**  
Colour bronze  
Bin volume 3 l  
Dimensions (h × w × d) 260 × 170 × 170 mm



**BM125115051 Hinge bin**  
Colour stainless steel  
Bin volume 3 l  
Dimensions (h × w × d) 255 × 170 × 170 mm



**BM125115055a Hinge bin**  
Colour matt stainless steel  
Bin volume 3 l  
Dimensions (h × w × d) 255 × 170 × 170 mm



**ALF611 Pedal bin**  
Colour stainless steel  
Bin volume 5 l  
Dimensions (h × w × d) 280 × 200 × 200 mm



**BM104315052 Pedal bin**  
Colour matt stainless steel  
Bin volume 5 l  
Dimensions (h × w × d) 280 × 200 × 200 mm



**BM104315014 Pedal bin**  
Colour white  
Bin volume 5 l  
Dimensions (h × w × d) 280 × 200 × 200 mm



**ALF611A Pedal bin**  
 Colour black  
 Bin volume 5 l  
 Dimensions (h × w × d) 280 × 200 × 200 mm



**BM104315010 Pedal bin**  
 Colour black  
 Bin volume 5 l  
 Dimensions (h × w × d) 280 × 200 × 200 mm  
 Note slow closing



**BM125115071 Square pedal bin**  
 Colour stainless steel  
 Bin volume 6 l  
 Dimensions (h × w × d) 300 × 200 × 200 mm



**BM101915055 Square waste bin, wall-mounted**  
 Colour matt stainless steel  
 Bin volume 6 l  
 Dimensions (h × w × d) 300 × 205 × 100 mm



**BM101915054 Square waste bin, wall-mounted**  
 Colour white  
 Bin volume 6 l  
 Dimensions (h × w × d) 300 × 205 × 100 mm



**BM125115041 Square waste bin, wall-mounted**  
 Colour stainless steel  
 Bin volume 25 l  
 Dimensions (h × w × d) 460 × 370 × 165 mm



**BM104315032a Pedal bin**  
 Colour stainless steel  
 Bin volume 12 l  
 Dimensions (h × w × d) 390 × 250 × 250 mm



**ALF612A Pedal bin**  
 Colour black  
 Bin volume 12 l  
 Dimensions (h × w × d) 390 × 250 × 250 mm



**BM104315082 Pedal bin**  
 Colour stainless steel  
 Bin volume 20 l  
 Dimensions (h × w × d) 450 × 300 × 300 mm



**BM125115045 Square waste bin, wall-mounted**  
 Colour matt stainless steel  
 Bin volume 25 l  
 Dimensions (h × w × d) 460 × 370 × 165 mm



**BM104315092a Pedal bin**  
 Colour stainless steel  
 Bin volume 30 l  
 Dimensions (h × w × d) 650 × 300 × 300 mm



**BM104315102a Pedal bin**  
 Colour stainless steel  
 Bin volume 40 l  
 Dimensions (h × w × d) 650 × 350 × 350 mm



**BM101915051 Square waste bin, wall-mounted**  
 Colour stainless steel  
 Bin volume 6 l  
 Dimensions (h × w × d) 300 × 205 × 100 mm

# Outdoor and indoor waste bins



Trash bins with or without ashtrays are used to keep the indoor and outdoor environment of accommodation facilities, restaurants, bars, cafes, etc. clean and orderly, depending on the location and method of destination.

The bins are made of high quality and durable materials. The bins are easy to move and do not need to be anchored to the floor (surface). Emptying waste bins and ashtrays is very simple, practical and fast.



**AL640 Trash bin with ashtray**  
 Colour brushed stainless steel  
 Bin volume 15 l  
 Dimensions (h × w × d) 750 × 200 × 200 mm



**KGDB771Dss Trash bin with ashtray**  
 Colour brushed stainless steel  
 Bin volume 25 l  
 Dimensions (h × w × d) 610 × 250 × 250 mm



**KGDB771Dtt Trash bin with ashtray**  
 Colour gold  
 Bin volume 25 l  
 Dimensions (h × w × d) 610 × 250 × 250 mm



**KGDB775Ass Round waste bin, self-extinguishing**  
 Colour brushed stainless steel  
 Bin volume 30 l  
 Dimensions (h × w × d) 600 × 250 × 250 mm



**KGDB774Css-03 Waste bin with swing cover**  
 Colour brushed stainless steel  
 Bin volume 45 l  
 Dimensions (h × w × d) 650 × 300 × 300 mm



**KGDB766Css Square waste bin with top frame**  
 Colour brushed stainless steel  
 Bin volume 45 l  
 Dimensions (h × w × d) 605 × 305 × 245 mm



**KGDB766Bss Square waste bin with top frame and swing cover**  
 Colour brushed stainless steel  
 Bin volume 45 l  
 Dimensions (h × w × d) 605 × 305 × 245 mm



**AL680A Trash bin with ashtray Mirage**  
 Colour black  
 Bin volume 22 l  
 Dimensions (h × w × d) 690 × 220 × 220 mm



**UMHM94110D Trash bin with ashtray**  
 Colour black  
 Bin volume 60 l  
 Dimensions (h × w × d) 945 × 380 × 380 mm

# Luggage trolleys



Do you need to move your guests' luggage quickly, professionally, safely and effortlessly? Our luggage trolleys are designed to do just that. For larger numbers of luggage, we use so-called „cage trolleys“, which can be loaded with a larger volume of luggage and moved at once, for example from the car park to the hotel reception or to the guests' rooms.

For the handling of smaller amounts of luggage, the so-called „hand luggage trolleys“ can be used, which can easily and quickly move your guests' luggage to the desired destination.

The trolleys are offered in two colours (gold and stainless steel), with a choice of two carpet colours (red and black).



**KGLC101Dss Luggage trolley**  
 Material steel pipe ø 50 mm  
 Frame colour stainless steel  
 Carpet colour black  
 Dimensions (l × w × h) 1.100 × 650 × 1.880 mm  
 Weight 49 kg



**KGLC101Dtt Luggage trolley**  
 Material steel pipe ø 50 mm  
 Frame colour gold  
 Carpet colour black  
 Dimensions (l × w × h) 1.100 × 650 × 1.880 mm  
 Weight 49 kg



**KGLC102ss Luggage trolley**  
 Material steel pipe ø 38 mm  
 Frame colour stainless steel  
 Carpet colour red  
 Dimensions (l × w × h) 1.100 × 650 × 1.880 mm  
 Weight 42 kg



**KGLC102tt Luggage trolley**  
 Material steel pipe ø 38 mm  
 Frame colour gold  
 Carpet colour red  
 Dimensions (l × w × h) 1.100 × 650 × 1.880 mm  
 Weight 43 kg



**KGLC107ss Luggage trolley**  
 Material steel pipe ø 38 mm  
 Frame colour stainless steel  
 Carpet colour black  
 Dimensions (l × w × h) 1.060 × 560 × 1.860 mm  
 Weight 40 kg



**KGLC109Bss-BC Luggage handcart**  
 Material steel pipe ø 25 mm  
 Frame colour stainless steel  
 Carpet colour black  
 Dimensions (l × w × h) 500 × 380 × 1.220 mm  
 Weight 13 kg



**KGLC109Btt Luggage handcart**  
 Material steel pipe ø 25 mm  
 Frame colour gold  
 Carpet colour red  
 Dimensions (l × w × h) 500 × 380 × 1.220 mm  
 Weight 13 kg



**KGLC109Btt-BC Luggage handcart**  
 Material steel pipe ø 25 mm  
 Frame colour stainless steel  
 Carpet colour black  
 Dimensions (l × w × h) 500 × 380 × 1.220 mm  
 Weight 13 kg



# Standing barriers



Elegant stand-up barriers with tape or ropes in various colours are suitable for all areas where access to persons or separation of individual rooms is needed. Such areas include hotels and restaurants, government institutions, museums, theatres, cinemas, airports, offices, office buildings, corporate premises, etc.

The individual posts can be connected to each other by tapes or ropes to create a barrier of any length according to the user's needs. The length of the tape is 200 cm, the length of the ropes is 150 cm.



**KGBP202ss Belt barrier**  
 Colour stainless steel / black tape  
 Material stainless steel  
 Belt length 2 m  
 Barrier dimensions (ø × h) 320 × 910 mm  
 Post diameter 63 mm



**KGBP208ss Rope barrier**  
 Colour chrome gloss  
 Material stainless steel  
 Barrier dimensions (ø × h) 320 × 1.000 mm  
 Post diameter 50 mm



**KGBP208tt Rope barrier**  
 Colour shiny gold  
 Material stainless steel  
 Barrier dimensions (ø × h) 320 × 1.000 mm  
 Post diameter 50 mm



**KGBP209ss Rope barrier**  
 Colour stainless steel  
 Material stainless steel  
 Barrier dimensions (ø × h) 320 × 950 mm  
 Post diameter 50 mm



**KGBP230Ass Rope barrier with information board**  
 Colour stainless steel  
 Material stainless steel  
 Barrier dimensions (ø × h) 320 × 1.200 mm  
 Table dimensions (h × w) 220 × 320 mm  
 Post diameter 50 mm



**KGBP230Att Rope barrier with information board**  
 Colour gold  
 Material stainless steel  
 Barrier dimensions (ø × h) 320 × 1.200 mm  
 Table dimensions (h × w) 220 × 320 mm  
 Post diameter 50 mm



**KGBP230Bss Rope barrier with information board**  
 Colour stainless steel  
 Material stainless steel  
 Barrier dimensions (ø × h) 330 × 1.440 mm  
 Table dimensions (h × w) 320 × 220 mm  
 Post diameter 50 mm



**KGBP230Btt Rope barrier with information board**  
 Colour gold  
 Material stainless steel  
 Barrier dimensions (ø × h) 330 × 1.440 mm  
 Table dimensions (h × w) 320 × 220 mm  
 Post diameter 50 mm



**KGBP240E Barrier rope**  
 Carbine colour gold / silver  
 Rope length 1.500 mm  
 Rope diameter 35 mm  
 Rope colour black, red, blue, white

# Shoe cleaners



Clean and polished shoes are essential for any manager going into a business meeting. Give your guests the comfort of clean and shiny shoes and offer them one option to clean their shoes easily, quickly, efficiently and safely.

Shoe cleaners are economical, don't take up a lot of space, and yet are very successful in design so they don't intrude on the space in which they are placed and used. The shoe cleaners are equipped with Swedish motors that are characterized by a long product life with a minimal failure rate.



**ESL-100basG Shoe shine machine Shoebooster® ESFO Basic**  
 Colour metallic grey  
 Input power 135 W  
 Weight 10 kg  
 Number of brushes 1 pc  
 Dimensions (h × w × d) 300 × 550 × 260 mm  
 Control foot switch



**ESL-100plusB-XL Shoe shine machine Shoebooster® ESFO Plus XL with handle**  
 Colour black onyx  
 Input power 135 W  
 Weight 13 kg  
 Number of brushes 2 pcs  
 Dimensions (h × w × d) 950 × 550 × 260 mm  
 Control optical sensor



**ESFO100LUX Shoe shine machine Shoebooster® ESFO Luxury**  
 Colour ruby red, creamy white, onyx black, leather imitation, marble imitation  
 Input power 135 W  
 Weight 12 kg  
 Number of brushes 3 pcs  
 Dimensions (h × w × d) 300 × 550 × 260 mm  
 Control optical sensor



**ESFO100PLUS Shoe shine machine Shoebooster® ESFO Plus**  
 Colour ruby red, creamy white, onyx black  
 Input power 135 W  
 Weight 11 kg  
 Number of brushes 2 pcs  
 Dimensions (h × w × d) 300 × 550 × 260 mm  
 Control optical sensor

# Electric dryers



Electric hand dryers are a greener option for drying washed hands than standard paper towels. Their main advantage is their non-contact use, which significantly reduces the spread of dirt and bacteria. Hand dryers will not only „lighten“ the burden on paper towel bins, but also on your wallet, thanks to lower operating costs in the long term.

Electric hand dryers find their wide application not only in restaurants and hotels, but also in all areas (e.g. toilets) with heavier movement of people.



BM924224135 **Automatic hand dryer**  
 Colour silver / matt stainless steel  
 Power 1.350 W  
 Dimensions (h × w × d) 255 × 173 × 145 mm



BM924224155 **Automatic hand dryer**  
 Colour silver / matt stainless steel  
 Power 700 W  
 Dimensions (h × w × d) 255 × 170 × 100 mm



BM924224111 **Automatic hand dryer with HEPA filter and LED light**  
 Colour silver / stainless steel  
 Power 1.000 W  
 Dimensions (h × w × d) 325 × 290 × 105 mm



BM924224131 **Automatic hand dryer**  
 Colour silver / stainless steel  
 Power 1.350 W  
 Dimensions (h × w × d) 255 × 173 × 145 mm



BM924224150 **Automatic hand dryer**  
 Colour black  
 Power 1.000 W  
 Dimensions (h × w × d) 255 × 170 × 100 mm



BM924224121 **Automatic hand dryer with HEPA filter and LED light**  
 Colour silver / stainless steel  
 Power 1.800 W  
 Dimensions (h × w × d) 320 × 295 × 162 mm



BM106224015 **Automatic hand dryer**  
Colour silver / matt stainless steel  
Power 2.500 W  
Dimensions (h × w × d) 240 × 270 × 200 mm



BM924224141 **Automatic hand dryer with LED light**  
Colour silver / stainless steel  
Power 2.300 W  
Dimensions (h × w × d) 230 × 260 × 195 mm



BM945224016 **Automatic hand dryer**  
Colour white  
Power 1.800 W  
Dimensions (h × w × d) 240 × 240 × 230 mm



BM945224061 **Automatic hand dryer**  
Colour silver / stainless steel  
Power 2.500 W  
Dimensions (h × w × d) 240 × 270 × 200 mm



BM924224104 **Automatic hand dryer with HEPA filter**  
Colour white / black  
Power 1.850 W / 750 W  
Dimensions (h × w × d) 669 × 298 × 184 mm



# Bathroom accessories



Bathroom accessories made from luxury or trendy materials can completely change the overall impression of a bathroom and toilet. Some bathroom accessories can also have a decorative purpose, while others are practical and fully functional tools designed to enhance the guest experience. Design is very important, but should not be the only deciding factor in the selection process.

High-quality materials, high quality finishing in every detail, innovative and timeless design, harmonious combinations of materials, various design solutions and a wide range of colours - these are the hallmarks of the bathroom furnishings and accessories that you will find in our very extensive range.

## Overview of bathroom product groups accessories



Soapboxes



Hooks and hangers



Towel holders



Liquid soap dispensers



Toothbrush and toothpaste holders



Cosmetic mirrors



Mirrors



Shelves



Handles



Toilet paper holders



Spare toilet paper holders



Toilet paper dispensers



Shower rods



Hairdryer holders



Shower wipers



WC brushes



Compensatory aids



Changing station



Sanitary bag dispensers



Paper tissue dispensers



Paper towel dispensers



Disinfection dispensers



Pictograms



Door stops

# Overview of bathroom accessory designs and colours



Vintage bronze



Vintage chrome



White



Design



Modern



Nero



Amber



Brilo



Coral



Noir



Satin



Square



Graphit



Hematit

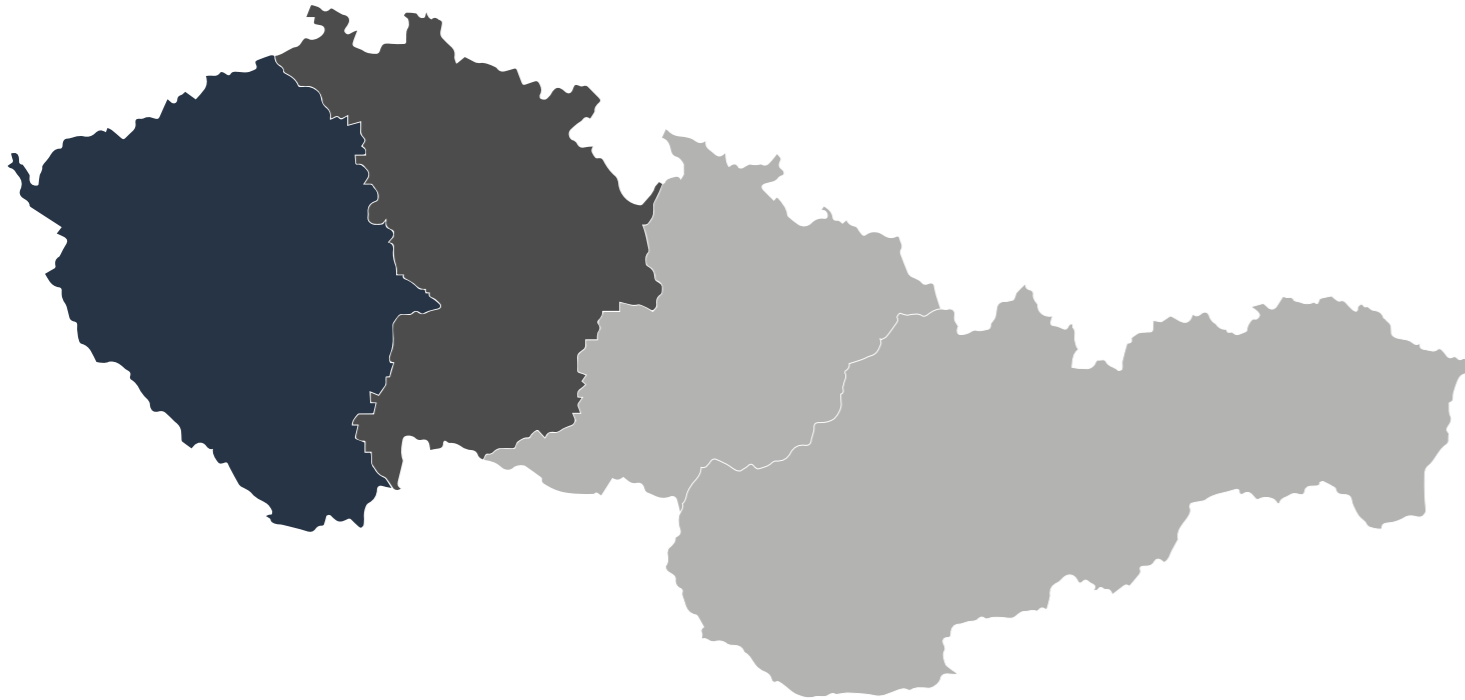


Sablo

# Sales representation

Czech republic

Slovak Republic



Region 1

+420 603 589 963

alda@alda.cz



Region 2

+420 775 577 535

alda@alda.cz



Region 3

+420 608 725 441

alda@alda.cz



**ALDA hotel equipment a.s.**

Oskořínská 162, 289 31 Chleby

+420 325 531 625

alda@alda.cz

**www.alda.cz**